



Brief Technical Notes

(full technical notes have been provided to OST)

- Data Source(s): SCOPE.
- Effective from November 2018 Police Scotland transitioned to a new data collection process for Use of Force data, which included additional details such as subject ethnicity. Therefore, comprehensive and consistent data is only available from 1 April 2019 onwards, which marks the start of Police Scotland's reporting fiscal year.
- All statistics are provisional and should be treated as **management information**.
- Data extracted using 'Date of Incident'
- The fiscal year runs from 1 April to 31 March.
- Data will be refreshed once per month.
- Eff = Effectiveness

Apr — May

REPORT DATES

03 June 2024

Last Refresh

Operational Safety Training

USE OF FORCE: PERFORMANCE DASHBOARD



TECHNICAL NOTES

CONTENTS

PERFORMANCE OVERVIEW

SUMMARY STATS

TACTICS

SELECT TACTICS

XMR CONTROL / REPORTING

IMPACT FACTORS

LOCUS

LoS & INCIDNETS

SUBJECTS

FILTERS

USE OF FORCE PERFORMANCE OVERVIEW



TOTAL REPORTS

1,366	1,209
2024/25	2023/24
909.2	
5 Yr Mean	

TACTICS

4,159	3,358	2,309.8
2024/25	2023/24	5 YR MEAN
92.6%	94.8%	93.4%
EFF % 24/25	EFF % 23/24	5 YR RATE

TOP IMPACT FACTORS: 2024/25

- ALCOHOL
748
- REISTANCE
559
- DRUGS
487

2024/25 TOP 3 LOCUS TACTICS

<u>STREET</u> 693	<u>EMPTY HAND STRIKE /...</u> 1,776
<u>DWELLING HOUSE</u> 316	<u>HANDCUFFS USED</u> 1,363
<u>OTHER (Please sp...</u> 250	<u>FASTTRAPS USED</u> 298

TOTAL REPORTS: 2024/25							
Incident HOUR	Monday	Tuesday	Wednesday	Thursday	Friday	Saturday	Sunday
7	2	3	4	2	1	4	0
8	5	5	2	3	2	5	6
9	8	2	3	4	3	6	2
10	7	1	4	4	7	8	3
11	2	5	9	3	1	7	3
12	4	5	4	3	2	5	4
13	2	10	4	8	5	6	6
14	5	7	6	5	8	11	5
15	7	5	9	14	6	5	4
16	13	9	11	14	15	13	9
17	9	13	11	9	12	18	9
18	7	8	7	4	26	11	14
19	12	8	12	10	15	20	20
20	4	11	5	13	11	29	10
21	14	8	11	12	20	22	12
22	8	8	11	11	22	34	9
23	15	11	9	13	22	25	20
0	11	11	11	14	11	16	22
1	7	4	15	10	9	15	22
2	5	4	5	4	1	7	16
3	7	2	5	4	4	8	14
4	5	4	2	4	2	5	13
5	0	4	3	2	0	4	0
6	2	1	2	1	3	3	2

USE OF FORCE TOTAL REPORTS: SUMMARY TABLE

Region	2019/20	2020/21	2021/22	2022/23	2023/24	5 YR MEAN	2024/25	% CHANGE PV YR	% CHANGE 5 YR MEAN
NORTH	114	117	185	176	216	161.6	221	2.3%	36.8%
A	30	39	79	72	75	59.0	97	29.3%	64.4%
D	44	43	63	53	98	60.2	73	-25.5%	21.3%
N	40	35	43	51	43	42.4	51	18.6%	20.3%
EAST	183	230	254	253	332	250.4	366	10.2%	46.2%
C	33	47	65	56	87	57.6	78	-10.3%	35.4%
E	64	88	75	84	106	83.4	106	0.0%	27.1%
J	51	52	80	71	78	66.4	104	33.3%	56.6%
P	35	43	34	42	61	43.0	78	27.9%	81.4%
WEST	316	362	359	418	529	396.8	664	25.5%	67.3%
G	94	118	109	158	190	133.8	240	26.3%	79.4%
K	46	56	54	61	75	58.4	81	8.0%	38.7%
L	35	46	28	39	52	40.0	52	0.0%	30.0%
Q	84	81	90	80	97	86.4	121	24.7%	40.0%
U	34	32	52	44	76	47.6	125	64.5%	162.6%
V	23	29	26	36	39	30.6	45	15.4%	47.1%
CJSD	19	52	35	72	55	46.6	57	3.6%	22.3%
C3	0	0	0	0	0	0.0	0	0.0%	0.0%
CORP SER	2	2	0	0	26	6.0	2	-92.3%	-66.7%
OSD	16	57	87	18	42	44.0	50	19.0%	13.6%
PPCW	5	0	1	0	0	1.2	0	0.0%	-100.0%
SCD	2	0	2	0	9	2.6	6	-33.3%	130.8%
Total	657	820	923	937	1,209	909.2	1,366	13.0%	50.2%

CLEAR ALL FILTERS



SELECT A FISCAL QUARTER

Q1

Emp type: All

NON PAYROLL

PROBATIONER

POLICE OFFICER

SPECIAL CONSTABLE

Length of Service: All

LESS THAN 1 YEAR

10 YEARS TO LESS THAN 15 ...

25 YEARS TO LESS THAN 30 ...

1 YEAR TO LESS THAN 5 YEARS

15 YEARS TO LESS THAN 20 ...

30 YEARS OR OVER

5 YEARS TO LESS THAN 10 YEARS

20 YEARS TO LESS THAN 25 ...

Assault Report: All

NO

YES

TABLE



TIME SERIES

CLEAR ALL FILTERS

A	CJSD	D	G	K	N	P	SCD	V
C	CORPSER	E	J	L	OSD	Q	U	

ASSAULT REPORT

NO

YES

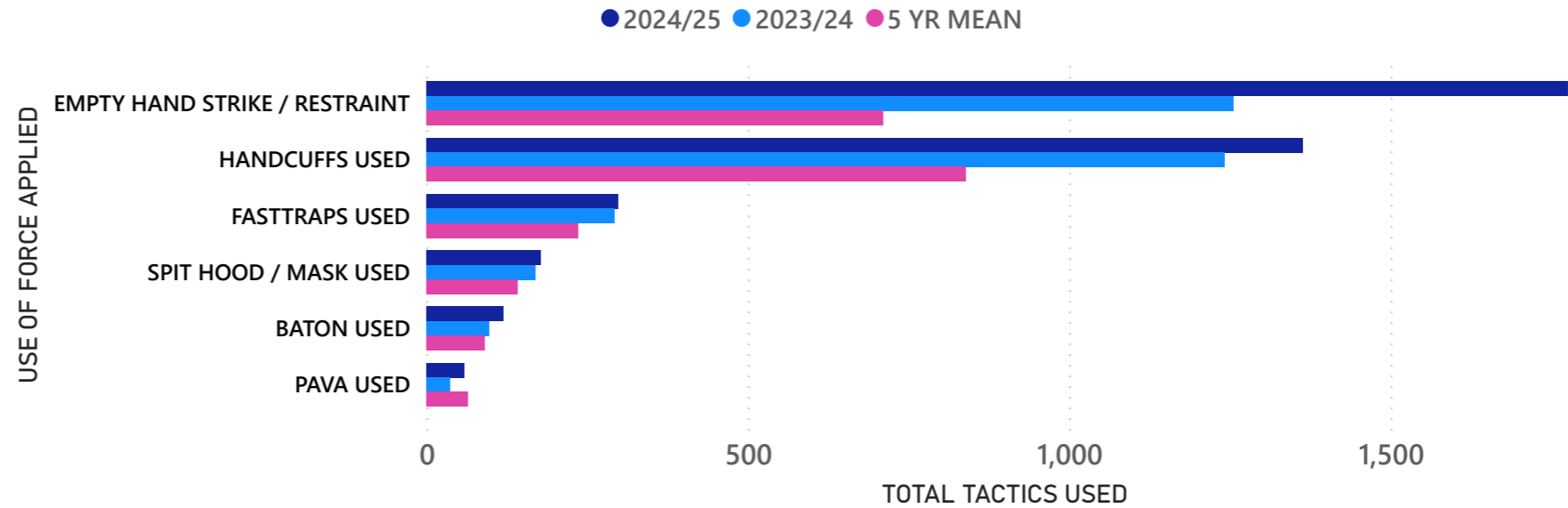


4,159
2024/25

3,358
2023/24

2,309.8
5 YR MEAN

USE OF FORCE COMPARISON



Use of Force Applied	2023/24 EFFECTIVENESS RATE	2024/25 EFFECTIVENESS RATE
BATON USED	77.3%	78.2%
EMPTY HAND STRIKE / RESTRAINT	94.3%	92.8%
FASTTRAPS USED	98.6%	97.7%
HANDCUFFS USED	97.1%	94.1%
PAVA USED	83.3%	79.7%
SPIT HOOD / MASK USED	98.8%	96.6%
Total	95.4%	93.1%

Use of Force Applied	2023/24	2024/25	CHANGE	% CHANGE
BATON USED	97	119	22	22.7% ▲
EMPTY HAND STRIKE / RESTRAINT	1,256	1,776	520	41.4% ▲
FASTTRAPS USED	292	298	6	2.1% ▲
HANDCUFFS USED	1,242	1,363	121	9.7% ▲
PAVA USED	36	59	23	63.9% ▲
SPIT HOOD / MASK USED	169	178	9	5.3% ▲
Total	3,092	3,793	701	22.7% ▲

CLEAR ALL FILTERS

Region
All

Div
All

Fiscal Year
All

Assault Flag
All



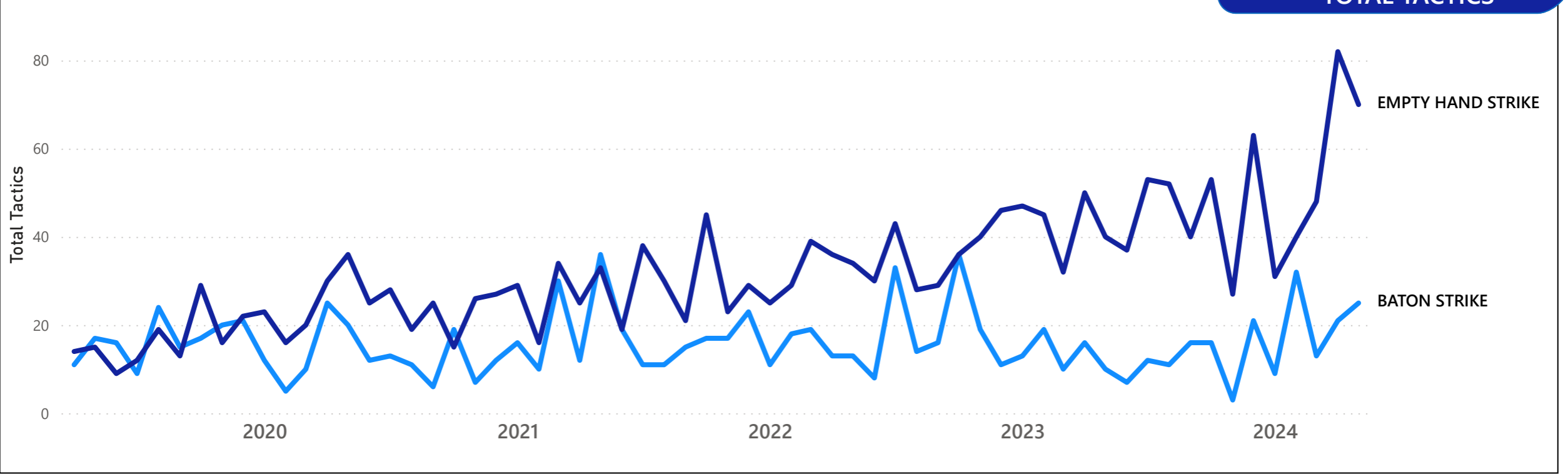
SELECT TACTIC(S) TO VISUALISE BELOW

Search

TASER: DISCHARGE	TASER: AIMED BUT NOT RED DOTTED	SPIT HOOD/MASK	LEG RESTRAINTS	HANDCUFFING: STACKED - REAR	HANDCUFFING: BACK TO BACK TO...	EMPTY HAND RESTRAINT	BATON STRIKE	BATON (Draw only)
TASER: DIRECT CONTACT STUN M...	TASER: AIMED AND RED DOTTED	SHIELD	IRRITANT SPRAY DISCHARGE	HANDCUFFING: STACKED - FRONT	EMPTY HAND TAKEDOWN	EMPTY HAND BREAKAWAY	BATON RESTRAINT	2/3 OFFICER VIOLENT PRISONE...
TASER: ARCED	TASER (Draw only)	OTHER (Please specify)	IRRITANT SPRAY (Draw only)	HANDCUFFING: HANDCUFF PULL ...	EMPTY HAND STRIKE	EMPTY HAND BLOCK	BATON KNIFE DEFENCE	

2,792
TOTAL TACTICS

Total Tactics by Month & Year and Tactic



CLEAR ALL FILTERS

A	C3	CORPSER	E	J	L	OSD	PPCW	SCD	V
C	CJSD	D	G	K	N	P	Q	U	

ASSAULT REPORT

NO

YES



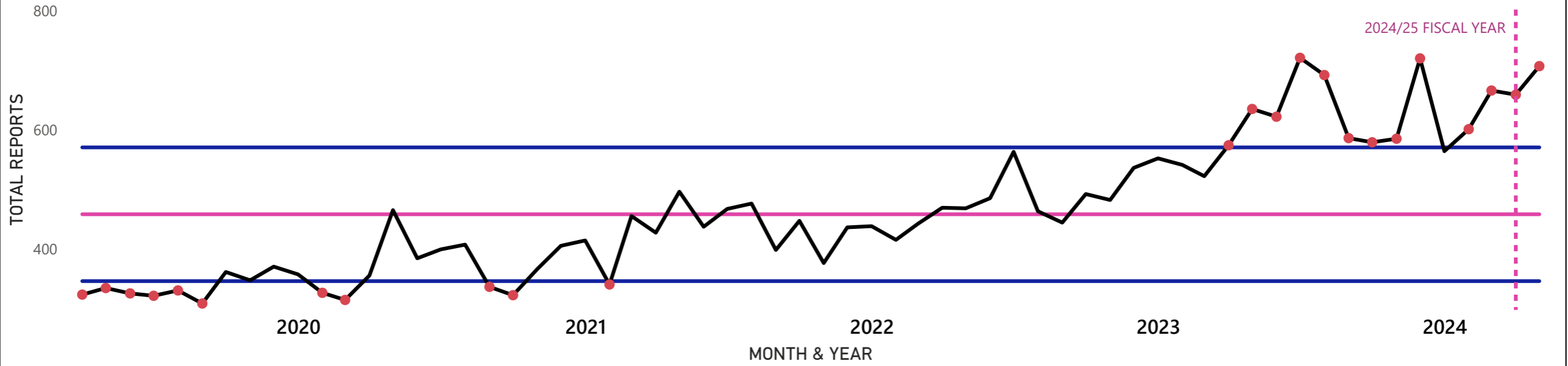
ALL REPORTS

TACTIC EFFECTIVENESS

SUBJECT INJURY

XMR CONTROL CHART: TOTAL UoF REPORTS

● UCL ● LCL ● CONTROL LINE ● TOTAL REPORTS ● OUTLIERS



1.2
2024/25: AVG DAYS TO REPORT

9.2
2023/24: AVG DAYS TO REPORT

CLEAR ALL FILTERS

A	C3	CORPSER	E	J	L	OSD	PPCW	SCD	V
C	CJSD	D	G	K	N	P	Q	U	

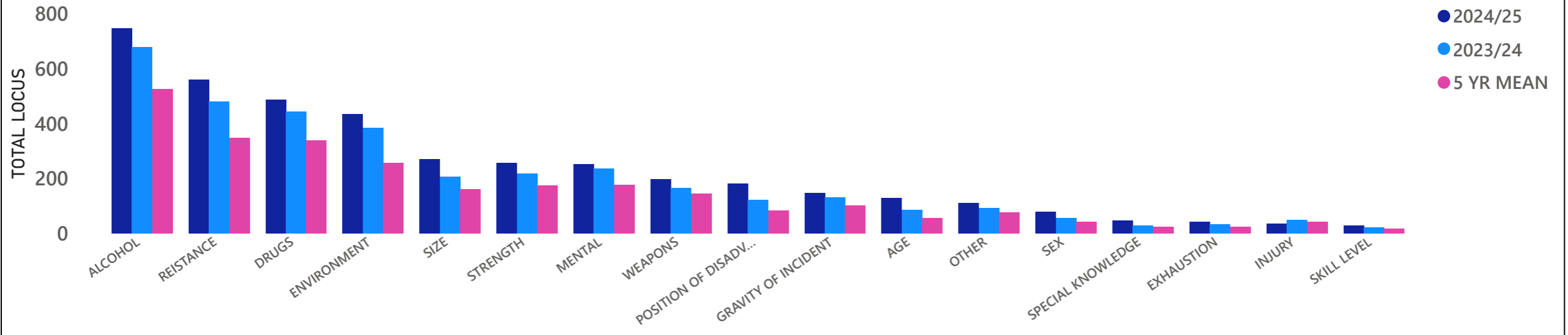
ASSAULT REPORT

NO

YES

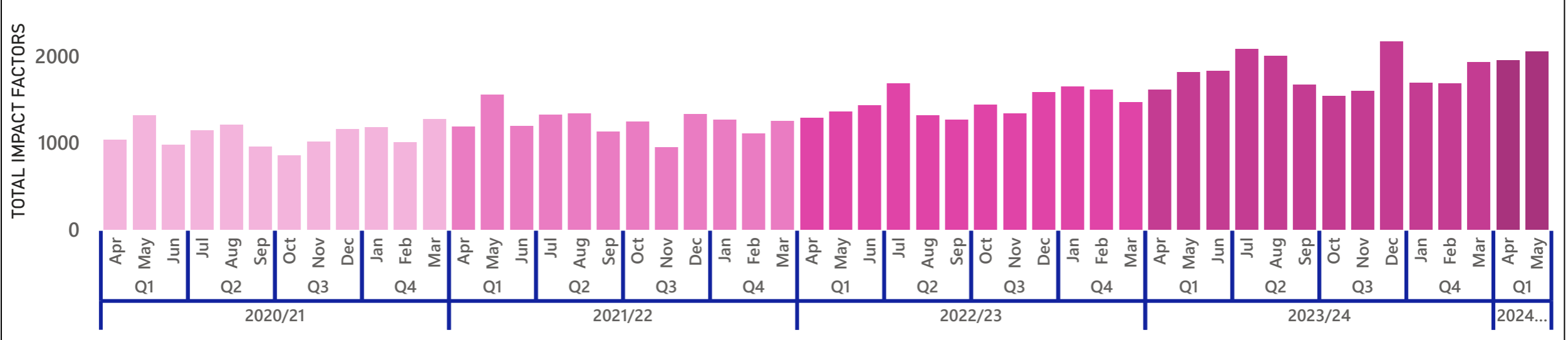


IMPACT FACTORS COMPARISON



LINE: TIME SEREIS COLUMN: TIME SEREIS

IMPACT FACTORS TIME SERIES: ALL IMPACT FACTORS




CLEAR ALL FILTERS

A	CJSD	D	G	K	N	P	SCD	V
C	CORPSER	E	J	L	OSD	Q	U	

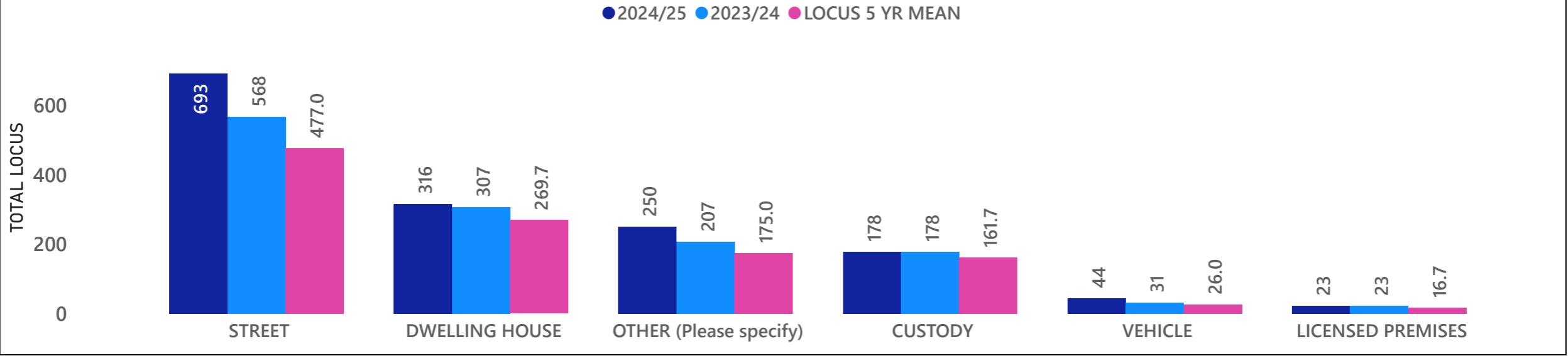
ASSAULT REPORT

NO

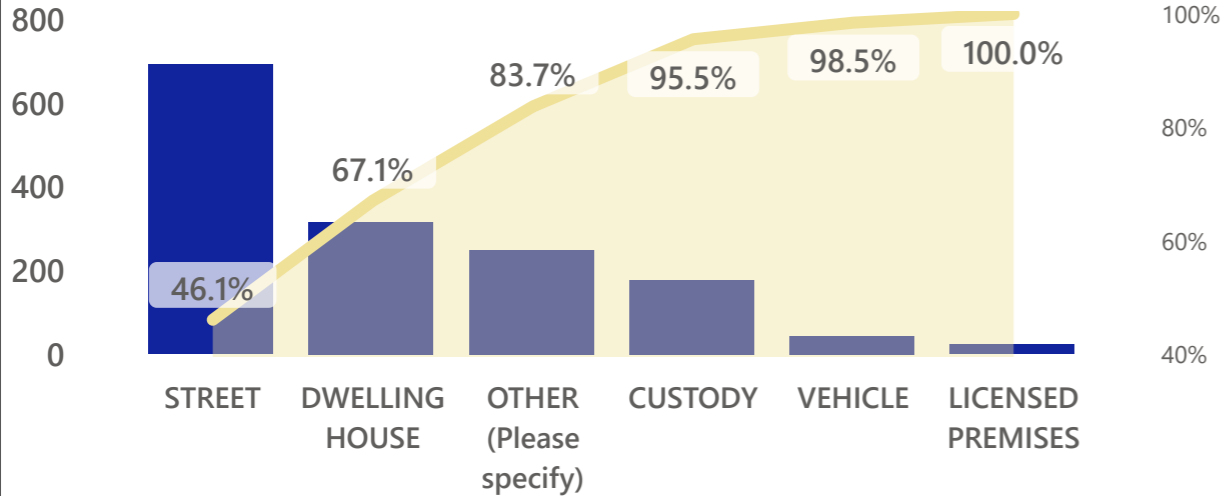
YES



LOCUS COMPARISON



24/25: TOTAL LOCUS USE OF FORCE AND CUMULATIVE PERCENTAGE



Locus	2023/24	2024/25	CHANGE	% CHANGE	
CUSTODY	178	178	0	0.0%	-
DWELLING HOUSE	307	316	9	2.9%	▲
LICENSED PREMISES	23	23	0	0.0%	-
OTHER (Please specify)	207	250	43	20.8%	▲
STREET	568	693	125	22.0%	▲
VEHICLE	31	44	13	41.9%	▲

CLEAR ALL FILTERS

A	N	E	P	K	Q	V	C3	OSD	SCD
D	C	J	G	L	U	CJSD	CORPSER	PPCW	

ASSAULT REPORT
NO
YES



Length of Service	2023/24	2024/25	CHANGE	% CHANGE	
LESS THAN 1 YEAR	94	67	-27	-28.7%	▼
1 YEAR TO LESS THAN 5 YEARS	481	545	64	13.3%	▲
5 YEARS TO LESS THAN 10 YEARS	335	431	96	28.7%	▲
10 YEARS TO LESS THAN 15 YEARS	148	129	-19	-12.8%	▼
15 YEARS TO LESS THAN 20 YEARS	84	119	35	41.7%	▲
20 YEARS TO LESS THAN 25 YEARS	54	59	5	9.3%	▲
25 YEARS TO LESS THAN 30 YEARS	12	15	3	25.0%	▲
30 YEARS OR OVER	1	1	0	0.0%	-
Total	1,209	1,366	157	13.0%	▲

COUNT	2023/24	2024/25	CHANGE	% CHANGE
Number of 'Use of Force' forms submitted	1,209	1,366	157	13.0%
Number of incidents recorded by Police Scotland	137,035	133,022	-4,013	-2.9%
Percentage of incidents recorded where a 'Use of Force' form was submitted. (Number of 'Use of Force' forms divided by number of incidents)	0.9%	1.0%	0.1 % points	-

ALL INCIDENTS

INCIDENTS ATTENDED

NOTE: WILL NOT FILTER BY DIVISION, ASSAULT REPORT OR LENGTH OF SERVICE

CLEAR ALL FILTERS

A	N	E	P	K	Q	V	C3	OSD	SCD
D	C	J	G	L	U	CJSD	CORPSER	PPCW	

ASSAULT REPORT

NO

YES



HOME

Q1	Q2	Q3	Q4
----	----	----	----

SUBJECTS UNDER 18

SUBJECTS ETHNCITY

SUBJECT & OFFICER GENDER

SUBJECT GENDER

SUBJECT INJURY

ethnicorigin	2019/20	2020/21	2021/22	2022/23	2023/24	5 Yr Mean	2024/25	PV CHANGE	PV % CHANGE
WHITE WELSH	1	1	3	1	3	1.8	2	-1	-33.3%
WHITE SCOTTISH	575	703	781	765	990	762.8	1,130	140	14.1%
WHITE POLISH	4	11	19	17	14	13.0	16	2	14.3%
WHITE NORTHERN IRISH	4	2	1	6	3	3.2	12	9	300.0%
WHITE IRISH	3	5	0	2	6	3.2	6	0	0.0%
WHITE GYPSY/TRAVELLER	4	0	4	0	5	2.6	2	-3	-60.0%
WHITE ENGLISH	12	8	18	20	34	18.4	36	2	5.9%
UNKNOWN	11	13	20	13	32	17.8	23	-9	-28.1%
PAKISTANI, PAKISTANI SCOTTISH OR PAKISTANI BRITISH	3	4	2	3	8	4.0	10	2	25.0%
OTHER WHITE ETHNIC GROUP	4	11	12	17	16	12.0	17	1	6.3%
OTHER WHITE BRITISH	22	35	42	48	59	41.2	69	10	16.9%
OTHER ETHNIC GROUP	0	3	3	7	5	3.6	7	2	40.0%
OTHER CARIBBEAN OR BLACK BACKGROUND	0	0	1	1	1	0.6	0	-1	-100.0%
OTHER ASIAN BACKGROUND	0	3	4	5	4	3.2	1	-3	-75.0%
OTHER AFRICAN BACKGROUND	3	3	1	1	4	2.4	2	-2	-50.0%
MIXED OR MULTIPLE ETHNIC GROUP	5	4	3	7	5	4.8	11	6	120.0%
INDIAN, INDIAN SCOTTISH OR INDIAN BRITISH	0	3	1	2	1	1.4	0	-1	-100.0%
CHOOSE NOT TO DISCLOSE	0	0	0	3	1	0.8	1	0	0.0%
CHINESE, CHINESE SCOTTISH OR CHINESE BRITISH	0	2	0	1	3	1.2	0	-3	-100.0%
CARIBBEAN, CARIBBEAN SCOTTISH OR CARIBBEAN BRITISH	1	0	0	1	1	0.6	0	-1	-100.0%
BLACK, BLACK SCOTTISH OR BLACK BRITISH	1	1	4	14	5	5.0	12	7	140.0%
BANGLADESHI, BANGLADESHI SCOTTISH OR BANGLADESHI BRITISH	1	0	0	0	0	0.2	0	0	0.0%
ARAB, ARAB SCOTTISH OR ARAB BRITISH	2	0	1	1	5	1.8	5	0	0.0%
AFRICAN, AFRICAN SCOTTISH OR AFRICAN BRITISH	5	9	5	6	7	6.4	11	4	57.1%

FULL TALBE

POPULATION TABLE